

VARIO d7

CONCAVE / CURVED COLUMN / COUNTER SYSTEM

Providing visual impact in a variety of forms, vario d7 column/counter system is available with or without internal illumination. Graphic panels are fitted and replaced quickly and easily.

VA 7500 accepts acrylic panels by means of the clip profile.

VA 7510 & VA 7520 accepts flexible panels by means of magnetic tape. Top and bottom plates clamp both sides together to form various units designed to create maximum impact. The matching counter unit completes the 'set'.



Left: VA 7500, VA 7700

Panel recommendation: without illumination: hardfoam panel of max. 2 mm and with illumination: acrylic glass of max. 1.5 mm

Right: VA 7300

Panel recommendation: without lighting – 1 mm PVC with backlit adhesive on max. 1 mm acrylic glass



Illumination set VA 7700



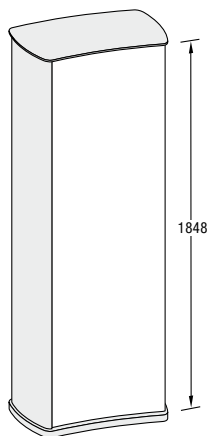
Upright extrusion in VA 7510 curved with magnetic profile




VA 7300



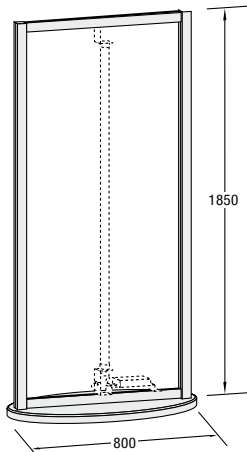
BASIC MODULES:



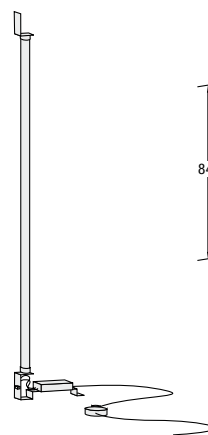
VA 7510
Curved column display
without panels



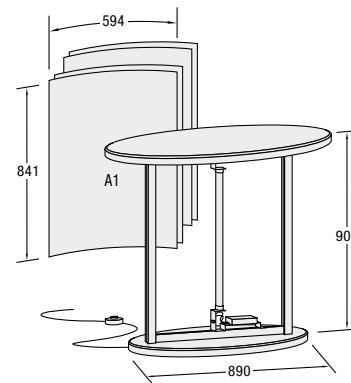
VA 7520
Concave column display
without panels



VA 7500
Basic set column
base: wood, black
supplied without panels



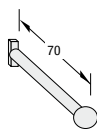
VA 7700
Illumination set
58 W / 230 V



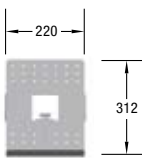
VA 7700/110
Illumination set
58 W / 110 V

VA 7300
Basic set counter
incl. illumination, 18 W / 230 V,
and 4 panels A1
base and top cover: wood, silver

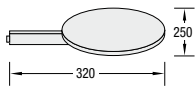
ACCESSORIES FOR VA 7510:



E 275
Bag holder



VA 1240
Brochure shelf
universal



VA 5076
Display shelf,
wood, silver



VA 5035
Magnetic strip 30 m
self-adhesive

(w/o illustration)

VA 4665
Panel suspension
for 733 mm panels
(60 x 706 mm)

(w/o illustration)

VA 4663
Panel suspension
for 673 mm panels
(60 x 646 mm)

FOR VA 7500:

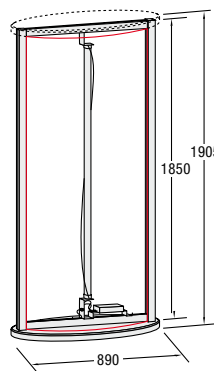
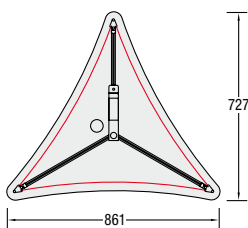
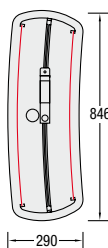
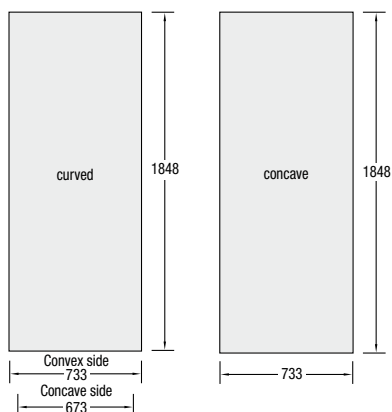


VA 7501
Top cover plate for VA 7500,
wood, black, 10 mm

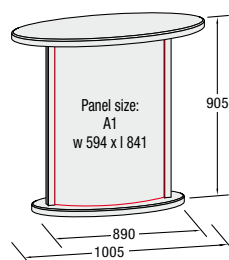
TECHNICAL INFORMATION:

How to prepare the graphic panels:

- Attach magnetic strip along the full length of the left and right side of the panel. For maximum strength leave panel flat for 24 hours.
- Mount the self-adhesive panel suspension between the magnetic strips at the top and at the bottom of the panel.



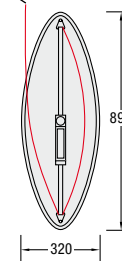
Dimensions correspond to overall size.



Panels are clipped on both sides into the aluminium supports.

Translucent panel with digital print.

Panel size:
W 800 mm
L 1850 mm



Transparent panel
Printed paper A1
Translucent panel

The printed paper A1 is mounted between support panels on both sides.

